

**JUKI®**

**MH-380** (parallel 2-needle)

**MH-382** (tandem 2-needle)

High-speed, Flat-bed, 2-needle Double Chainstitch Machine



**MH-382**

**MH-380**


**MH-380 • MH-382**

Various attachments allow the machine to adapt to many different processes.

*Accurate stitching performance and durable finished seams are particularly necessary in the chainstitching process. JUKI ensures high-quality sewing with a higher degree of consistency with its unique looper mechanism and consistent condensation stitching mechanism. Furthermore, highly efficient operation is achieved by using a chain-off thread cutting device.*

#### **MH-380**

(Parallel 2-needle, double chainstitching machine)  
\*Equipped with a lapping seam folder as standard



#### **MH-382**

(Tandem 2-needle, double chainstitching machine)



### **The machine ensures outstanding reliability and durability.**

It comes with JUKI's unique inclined crank type looper mechanism. This gives the machine outstanding durability. You can use the sewing machine for a long time without ever worrying about looper failure.

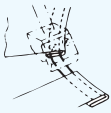
### **The machine is capable of performing consistent condensation stitching, ensuring finished seams of higher quality.**

You can easily set the machine to perform condensation stitching by operating the lever. Condensation stitches that prevent the thread from fraying can be consistently sewn.

### **Stitch length can be adjusted with ease.**

The machine incorporates a stitch dial for adjusting the stitch length. For lockstitch machines, which are the most popular type of sewing machines, the stitch length is also adjusted using a stitch dial. This means you can adjust the stitch length as desired without difficulty.

## DEVICES AND ATTACHMENTS








	<b>Chain-off thread cutter</b> <b>AT-8</b>	<b>Applicable machines:</b> MH-380, MH-382 <b>Class of work:</b> Jeans, Working wear <b>Applications:</b> Cut a chaining thread bridging two workpieces continuously sewn by chainstitch in the way that a knife blade of the cutter is dropped. Best suited for continuous sewing on pocket openings of jeans or working wear.	<table border="1"> <thead> <tr> <th>Guide width mm (in)</th> <th>Part No.</th> </tr> </thead> <tbody> <tr> <td>Tandem 2-needle</td> <td>40042785</td> </tr> <tr> <td>4.0 (5/32)</td> <td>40042787</td> </tr> <tr> <td>4.8 (3/16)</td> <td>40042788</td> </tr> <tr> <td>6.4 (1/4)</td> <td>40042790</td> </tr> <tr> <td>7.9 (5/16)</td> <td>40042791</td> </tr> </tbody> </table>	Guide width mm (in)	Part No.	Tandem 2-needle	40042785	4.0 (5/32)	40042787	4.8 (3/16)	40042788	6.4 (1/4)	40042790	7.9 (5/16)	40042791
	Guide width mm (in)	Part No.													
Tandem 2-needle	40042785														
4.0 (5/32)	40042787														
4.8 (3/16)	40042788														
6.4 (1/4)	40042790														
7.9 (5/16)	40042791														

## APPLICATIONS

Model	Application
<b>MH-380</b> <b>(parallel 2-needle)</b>	<ul style="list-style-type: none"> <li>• Sewing sides of slacks</li> <li>• Hemming or welting garment parts</li> <li>• Attaching lining tape</li> </ul>
<b>MH-382</b> <b>(tandem 2-needle)</b>	<ul style="list-style-type: none"> <li>• Joining seat of slacks</li> </ul>

## TABLE OF EXCHANGING GAUGE SETS





### MH-380

Description	Throat plate	Needle clamp	Presser foot asm. (with finger)	Feed dog	Rear moving needle guard	Right fix needle guard	Left needle guard
<b>Gauge components</b>							
3.2mm (1/8")	B1103-380-B00	B1406-019-BA0	B1509-038-BB0	B1613-380-B00	B2311-380-B00	B2315-380-000	B2312-380-000
4.0mm (5/32")	B1103-380-C00	B1406-019-CA0	B1509-038-CB0				
4.8mm (3/16")	B1103-380-D00	B1406-019-DA0	B1509-038-DB0	B1613-380-D00	B2311-380-E00	B2315-380-000	B2312-380-000
5.6mm (7/32")	B1103-380-E00	B1406-019-EA0	B1509-038-EB0	B1613-380-F00			
6.4mm (1/4")	B1103-380-F00	B1406-019-FA0	B1509-038-FB0		B1613-380-H00	B2311-380-H00	B2315-380-000
7.9mm (5/16")	B1103-380-H00	B1406-038-HA0	B1509-038-HB0	B1613-380-H00			
9.5mm (3/8")	B1103-380-K00	B1406-038-KA0	B1509-038-KB0	B1613-380-K00	B2311-380-L00	B2315-380-000	B2312-380-000
12.7mm (1/2")	B1103-380-L00	B1406-038-LA0	B1509-038-LBB	B1613-380-L00			

### MH-382

—	B1103-382-000	B1406-019-BA0	B1524-382-0B0	B1613-382-000	B2311-382-000	B2312-382-000	
---	---------------	---------------	---------------	---------------	---------------	---------------	--

### MH-380

Description	Right looper	Left looper	Bed slide asm.	Bed slide asm.
<b>Gauge components</b>				
3.2mm (1/8")	B2030-380-000	B2031-380-000	B1104-380-AA0	B1108-380-BA0
4.0mm (5/32")				
4.8mm (3/16")				
5.6mm (7/32")				
6.4mm (1/4")			B1108-380-HA0	
7.9mm (5/16")				
9.5mm (3/8")				
12.7mm (1/2")				B1104-380-LA0

### Size code

3.2mm (1/8") = B
4.0mm (5/32") = C
4.8mm (3/16") = D
5.6mm (7/32") = E
6.4mm (1/4") = F
7.9mm (5/16") = H
9.5mm (3/8") = K
12.7mm (1/2") = L

### MH-382

—	B2030-380-000	B2031-380-000	B1104-380-AA0	B1108-380-BA0
---	---------------	---------------	---------------	---------------

## SPECIFICATIONS

Model name	MH-380	MH-382
	Parallel 2-needle	Tandem 2-needle
Max. sewing speed	6,000sti/min *	
Max. stitch length	4mm	
Lift of the presser foot	By hand: 5.5mm, By knee: 10mm	
Needle bar stroke	30mm	
Needle (at the time of delivery)	TV×7 (#14) #9~#21	
Thread take-up	Needle bar thread take-up	
Stitch length adjustment	By stitch dial (lockstitch)	
Condensation stitches	By lever for condensation stitching	
Looper system	Rocking type looper	
Looper stroke	22.6mm	
Elliptical motion	2.4~3.7mm	
Lubrication	Automatic	
Lubricating oil	JUKI New Defrix Oil No.1 (equivalent to ISO VG7)	
Needle cooler	Optional	

\* "sti/min" stands for "Stiches per Minute"

## WHEN YOU PLACE ORDERS

Please note when placing orders, that the model name should be written as follows:

MH380  U      MH382U

Needle gauge	Code	B	C	D	E	F	H	K	L
	mm		3.2	4.0	4.8	5.6	6.4	7.9	9.5
inch		1/8	5/32	3/16	7/32	1/4	5/16	3/8	1/2

● To order, please contact your nearest JUKI distributor.

**JUKI**® 2-11-1, TSURUMAKI, TAMA-SHI,  
TOKYO 206-8551, JAPAN  
PHONE : (81) 42-357-2254  
FAX : (81) 42-357-2274  
http://www.juki.com

\* Specifications and appearance are subject to change without prior notice for improvement.  
\* Read the instruction manual before putting the machine into service to ensure safety.  
\* This catalogue prints with environment-friendly soy ink on recycle paper.



#### JUKI CORPORATION HEAD OFFICE

Juki Corporation operates an environmental management system to promote and conduct the following as the company engages in the research, development, design, sales, distribution and maintenance of industrial sewing machines, household sewing machines, industrial robots, etc., and in the provision of sales and maintenance services for data entry systems.

- (1) The development of products and engineering processes that are safe to the environment
- (2) Green procurement and green purchasing
- (3) Energy conservation (reduction in carbon-dioxide emissions)
- (4) Resource saving (reduction of papers purchased, etc.)
- (5) Reduction and recycling of waste
- (6) Improvement of logistics efficiency (modal shift and improvement of packaging, packing, etc.)